



The Baroda *Rayon* Corporation Ltd.

CIN L99999GJ1958PLC000892

P O Fatehnagar, Udhna, Surat 394 220
Tel : 2899526 /27, 2898403
Fax: (0261) 289 1770 / 289 7892

01.10.2015

To,
The Bombay Stock Exchange,
Department of Corporate Services,
PhirozeJeejeebhoy Towers,
Dalal Street,
Mumbai – 400 001.

Sub – Shareholding Pattern as on 30.09.2015
BSE code – 500270

Dear Sir,

Apropos with the above stated matter, we hereby submit the shareholding pattern of the company for the Quarter ended 30.09.2015.

Kindly take the same on your record.

Thanks & Regards

For The Baroda Rayon Corporation Limited

Dharmendra Kumar P.

Authorized Signatory

Encl: As Above



(1)(a) Statement showing ShareHolding Pattern

Name of the Company : The Baroda Rayon Corpn.Ltd.

Quarter Ended : 30-09-2015

Scrip Code : 500270



Partly paid-up Shares	No.of Partly paid-up Shares	As a % of total No. of Partly paid-up Shares	As a % of Total no. of Shares of the Company
Held by Promoters/ Promoters Group	0		
Held by Public	0		
TOTAL - D	0		

Outstanding Conv. Securities	No.of Outstanding Securities	As a % of Total no.of O/S Conv.Securities	As a % of Total no.of shares of the Co., assuming full conv.
Held by Promoters/ Promoters Group	0		
Held by Public	0		
TOTAL - E	0		

Warrants :	No.of Warrants	As a % of Total no.of Warrants	As a % of Total no.of shares of the Co., assuming full conv.
Held by Promoters/ Promoters Group	0		
Held by Public	0		
TOTAL - F	0		

Total paid-up Capital of the Company assum- ing full conv. Of warrants & securities	22911359
---	----------



Statement Showing Shareholding Pattern - Table (I)(a)

The Baroda Rayon Corpn.Ltd.

Scrip Code : 500270
Quarter Ended : 30-09-2015

Category code	Category of Shareholder	Number of Shareholders	Total number of shares	Number of shares held in dematerialized form	Total shareholding as a percentage of total number of shares		Shares pledged or otherwise encumbered	
					As a percentage of(A+B) ¹	As a percentage of (A+B+C)	Number of shares	As a % of Total No. of Shares
(A)	Shareholding of Promoter and Promoter Group ²							
1	Indian							
a	Individual/Huf	14	108879	0	0.475	0.475	0	0.000
b	Central/State Gov	0	0	0	0.000	0.000	0	0.000
c	Bodies Corporates	15	10784268	0	47.070	47.070	0	0.000
d	Fins / Banks	0	0	0	0.000	0.000	0	0.000
e	Any Other specify	0	0	0	0.000	0.000	0	0.000
e-1		0	0	0	0.000	0.000	0	0.000
e-2		0	0	0	0.000	0.000	0	0.000
	Sub Total(A)(1)	29	10893147	0	47.545	47.545	0	0.000
2	Foreign							
a	Indy NRI/For Ind	0	0	0	0.000	0.000	0	0.000
b	Bodies Corporate	0	0	0	0.000	0.000	0	0.000
c	Institutions	0	0	0	0.000	0.000	0	0.000
d	Qualified For.Inv.	0	0	0	0.000	0.000	0	0.000
e	Any Other Specify	0	0	0	0.000	0.000	0	0.000
e-1		0	0	0	0.000	0.000	0	0.000
e-2		0	0	0	0.000	0.000	0	0.000
	Sub Total(A)(2)	0	0	0	0.000	0.000	0	0.000
	Total Shareholding of Promoter and Promoter Group Total (A)= (A)(1)+(A)(2)	29	10893147	0	47.545	47.545	0	0.000



Statement Showing Shareholding Pattern - Table (I)(a)

The Baroda Rayon Corpn.Ltd.

Scrip Code : 500270

Quarter Ended : 30-09-2015




Category code	Category of Shareholder	Number of Shareholders	Total number of shares	Number of shares held in dematerialized form	Total shareholding as a percentage of total number of shares		Shares pledged or otherwise encumbered	
					As a percentage of (A+B) ¹	As a percentage of (A+B+C)	Number of shares	As a % of Total No. of Shares
(B)	Public shareholding							
1	Institutions							
a	Mutual Funds	10	3627	1889	0.016	0.016		
b	Fins / Banks	105	30512	18941	0.133	0.133		
c	Central/State Govt	9	306083	306031	1.336	1.336		
d	Venture Cap Fund	2	7245	7245	0.032	0.032		
e	Insurance Comp(s)	1	40	0	0.000	0.000		
f	Foreign Ins Invest	2	435	0	0.002	0.002		
g	Foreign Yen Cap In	0	0	0	0.000	0.000		
h	Qualified For Inv.	0	0	0	0.000	0.000		
i	Any Other -Specify	0	0	0	0.000	0.000		
i-1		0	0	0	0.000	0.000		
i-2		0	0	0	0.000	0.000		
	Sub-Total (B)(1)	129	347942	334106	1.519	1.519		
B 2	Non-institutions							
a	Bodies Corporates	389	9010635	75433	39.328	39.328		
b	Individuals							
	i) upto Rs 1-Lac	78182	1785920	432594	7.795	7.795		
	ii) above Rs1-Lac	7	362242	322348	1.581	1.581		
c	Qualified For Inv.	0	0	0	0.000	0.000		
d	Any Other -Clr-Mem	1	10	10	0.000	0.000		
d-1		0	0	0	0.000	0.000		
d-2		0	0	0	0.000	0.000		
	-OCB	6	500215	0	2.183	2.183		
	-NRI	184	11248	8262	0.049	0.049		
	Sub-Total (B)(2)	78769	11670270	838647	50.937	50.937		
(B)	Total (B)= (B)(1)+(B)(2)	78898	12018212	1172753	52.455	52.455		
	TOTAL (A)+(B)	78927	22911359	1172753		100.000	0	0.000
(C)	Held by Custodians against Depository Receipts							
	PROMOTER & PRO GRP	0	0	0		0.000		
	PUBLIC	0	0	0		0.000		
	GRAND TOTAL (A)+(B)+(C)	78927	22911359	1172753		100.000	0	0.000




(1)(b) Statement showing holding of securities (including shares, warrants, convertible securities) of persons belonging to the category "Promoter and Promoter Group"

Sr. No.	Ref. No	Name of the shareholder	Total Shares held		Shares pledged or otherwise encumbered			Details of warrant		Details of convertible securities		Total shares (including underlying shares assuming full conversion of warrant and convertible securities) as a % of diluted share capital
			Number	As a % of grand total (A)+(B)+(C)	Number	% of Total shares held	As a % of grand total (A)+(B)+(C)	Number of warrants held	As a % of total No of warrants of the same class	Number of convertible securities held	As a % of total No of convertible securities of the same class	
1	000753	SHIVALIK GOLF & FORESTS RESORTS LTD	2620000	11.435	0	0.000	0.000	0	0.000	0	0.000	11.435
2	001571	KANCHENJUNGA TEXTURISERS PVT LTD	7380000	32.211	0	0.000	0.000	0	0.000	0	0.000	32.211
3	A02910	ASHA RAJE GAEKWAD	9744	0.043	0	0.000	0.000	0	0.000	0	0.000	0.043
4	A06365	ASHA RAJE GAEKWAD	256	0.001	0	0.000	0.000	0	0.000	0	0.000	0.001
5	A08757	M/S ANNAPURNA TEXTURISERS P LTD	37259	0.163	0	0.000	0.000	0	0.000	0	0.000	0.163
6	G01164	M/S GAEKWAD INVESTMENT CORP LTD	453255	1.978	0	0.000	0.000	0	0.000	0	0.000	1.978
7	G03872	GOKARNA INVESTMENTS PVT LTD	57519	0.251	0	0.000	0.000	0	0.000	0	0.000	0.251
8	G03954	GANESH KUMARI SHRESHTA	285	0.001	0	0.000	0.000	0	0.000	0	0.000	0.001
9	G05978	GOKARNA INVESTMENTS PVT LTD	4637	0.020	0	0.000	0.000	0	0.000	0	0.000	0.020
10	H04471	HARMONY INVESTMENTS PVT LTD	89449	0.390	0	0.000	0.000	0	0.000	0	0.000	0.390
11	I02011	INDRENI HOLDINGS PVT LTD	36338	0.159	0	0.000	0.000	0	0.000	0	0.000	0.159
12	I30012	INDRENI HOLDINGS PVT LTD	330	0.001	0	0.000	0.000	0	0.000	0	0.000	0.001
13	I30020	INDRENI HOLDINGS PVT LTD	108	0.000	0	0.000	0.000	0	0.000	0	0.000	0.000
14	I30021	INDRENI HOLDINGS PVT LTD	1601	0.007	0	0.000	0.000	0	0.000	0	0.000	0.007
15	K15350	KANCHEN JUNGA TEXTURISERS PVT LTD	21202	0.093	0	0.000	0.000	0	0.000	0	0.000	0.093
16	P09764	M/S PRASANG HOLDINGS PVT LTD	14478	0.063	0	0.000	0.000	0	0.000	0	0.000	0.063
17	P10164	PRATAPSIKH SANGRAMSINH GAEKWAD	14618	0.064	0	0.000	0.000	0	0.000	0	0.000	0.064
18	P15824	PRIYADARSHINI RAJE SCINDIA	4620	0.020	0	0.000	0.000	0	0.000	0	0.000	0.020
19	S04196	SANGRAMSINH P GAEKWAD	48196	0.210	0	0.000	0.000	0	0.000	0	0.000	0.210
20	S13190	SANGRAMSINH P GAEKWAD (HUF)	18376	0.080	0	0.000	0.000	0	0.000	0	0.000	0.080
21	S13264	S P GAEKWAD	3202	0.014	0	0.000	0.000	0	0.000	0	0.000	0.014
22	S14062	SAMARJITSINH R GAEKWAD	26	0.000	0	0.000	0.000	0	0.000	0	0.000	0.000
23	S14313	SANGRAMSINH P GAEKWAD	6913	0.030	0	0.000	0.000	0	0.000	0	0.000	0.030
24	S15094	SANGRAMSINH P GAEKWAD	2307	0.010	0	0.000	0.000	0	0.000	0	0.000	0.010
25	S15919	SANGRAMSINH P GAEKWAD	140	0.001	0	0.000	0.000	0	0.000	0	0.000	0.001
26	S19052	SAMARJITSINH R GAEKWAD	144	0.001	0	0.000	0.000	0	0.000	0	0.000	0.001
27	S19457	SANGRAMSINH P GAEKWAD	52	0.000	0	0.000	0.000	0	0.000	0	0.000	0.000
28	S27233	SHREE DURGA IND CONTROLS P LT	61972	0.270	0	0.000	0.000	0	0.000	0	0.000	0.270
29	T30006	TAPTI SYNTHETICS PVT LTD	6120	0.027	0	0.000	0.000	0	0.000	0	0.000	0.027
		Total Promoter & Promoter Group	10893147	47.545	0	0.000	0.000	0	0.000	0	0.000	47.543




(D)(c) Statement showing holding of securities (including shares, warrants, convertible securities) of persons belonging to the category "Public" and holding more than 1% of the total number of shares

Sr. No.	Ref.No	Name of the shareholder	Number of shares	Shares as a percentage of total number of shares (i.e., Grand Total (A)+(B)+(C) indicated in Statement at para (1)(a) above)	Details of warrant			Details of convertible securities		Total shares (including underlying shares conversion of warrant and convertible securities) as a % of diluted share capital
					Number of warrants held	As a % of total No of warrants of the same class	Number of convertible securities held	As a % of total No of convertible securities of the same class		
1	AAECR3765N	RAMSONS PROPERTIES PVT LTD	3598200	15.705	0	0.000	0	0.000	15.705	
2	AALCS7629H	SEJIMA TEXYARN PVT LTD	5236800	22.857	0	0.000	0	0.000	22.857	
3	V06637	VERSA S.A	242947	1.060	0	0.000	0	0.000	1.060	
			0.000							
		Total	9077947	39.622	0	0.000	0	0.000	39.622	




(D)(c) Statement showing holding of securities (including shares, warrants, convertible securities) of persons (together with PAC) belonging to the category "Public" and holding more than 5% of the total number of shares

Sr. No.	Ref-Num	Name of the shareholder	Number of shares	Shares as a percentage of total number of shares (i.e., Grand Total (A)+(B)+(C) indicated in Statement at para (1)(a) above)	Details of warrant		Details of convertible securities		Total shares (including underlying shares assuming full conversion of warrant and convertible securities) as a % of diluted share capital
					Number of warrants held	As a % of total No of warrants of the same class	Number of convertible securities held	As a % of total No of convertible securities of the same class	
1	AAECR3765N	RAMSONS PROPERTIES PVT LTD	3598200	15.705	0	0.000	0	0.000	15.705
2	AALCS7629H	SEJIMA TEXTYARN PVT LTD	5236800	22.857	0	0.000	0	0.000	22.857
				0.000					
		Total -Public (5% & above)	8835000	38.562	0	0.000	0	0.000	38.562




(I)(d) Statement showing details of locked-in shares

Sr. No.	Ref- Num	Name of the shareholder	Number of locked-in shares	Locked-in shares as a percentage of total number of shares {i.e., Grand Total (A)+(B)+(C) indicated in Statement at para (I)(a) above}	Promoter/Promoter Group/Public
			0	0.000	
		Total Locked in Shares			



(II)(a) Statement showing details of Depository Receipts (DRs)

Sr. No.	Ref-Num	Name of the Holder	Type of outstanding DR (ADRs, GDRs, SDRs, etc.)	Number of outstanding DRs	Number of shares underlying outstanding DRs	Shares underlying outstanding DRs as a percentage of total number of shares i.e., Grand Total (A)+(B)+(C) indicated in Statement at para (I)(a) above}



(II)(b) Statement showing Holding of Depository Receipts (DRs), where underlying shares held by Promoter/Promoter Group are in excess of 1% of the total number of shares

Sr. No.	Ref-Num	Name of the DR Holder	Type of outstanding DR (ADRs, GDRs, SDRs, etc.)	Number of outstanding DRs	Number of shares underlying outstanding DRs	Shares underlying outstanding DRs as a percentage of total number of shares {i.e., Grand Total (A)+(B)+(C) indicated in Statement at para (I)(a) above}

